


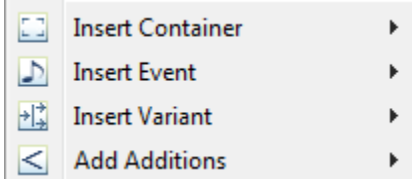





# 1 Context Menu of the MEISE Outline View

The MEISE Outline View provides the following commands for editing the document:

- "Undo"  and "Redo"  to reverse and restore changes in the document.
- "Delete"  deletes the selection from the document.
- The "Insert Container/Variant/Event/Additions" operations are only available when valid in the selected area (e.g. events can only be inserted into a layer - see the MEI schema) and offer quick access to frequently used elements.



- The Measure elements can be relabeled by right-clicking them and selecting "Relabel Measures" .
- The "Clone"  command duplicates the selected element with default initial values.
- To save your changes, click "Save"  on the bottom of the context menu. This button is only active if there have been changes since the last save.