
















1 Toolbar

Using the toolbar gives you access to the most frequently used tools and components, plus some tool-specific functions that are only enabled if special tools are opened. These specific functions are described in the following chapters about these tools (e.g. the Text Image Link Editor). Here are the permanent items of the TextGridLab toolbar, listed by icon and its corresponding function:

	opens the Welcome Screen
	allows you to create new Projects and Aggregations
	saves the currently opened document
	opens the Aggregations Editor
	opens the Dictionary Search
	opens the Text Image Link Editor
	opens the Project and User Management
	opens the Search
	opens the XML Editor
	opens the Workflow Tool
	opens the Metadata Editor
	opens the Metadata Template Editor
	opens the Unicode Character Table
	opens the Help
	closes the current open perspective

Toolbar Icons

If other modules such as CollateX are installed, their icons will also appear in the Toolbar. These functions are discussed in the chapters about these specific tools.