





1 Toolbar of the Navigator View

The toolbar of the Navigator offers you several functions. If someone else modifies the Repository contents, you might need to refresh the Navigator View manually. Click  at the top of the Navigator View to do so.

By using the other icons, you can collapse all nodes , or by clicking on the triangle next to , you can select between sorting the Projects and Objects by modification date, title, type or in their original order and if the sorting should be ascending or descending.  opens a filter dialog where you can define which Projects or Objects are shown in the Navigator. You can filter by Project roles or Object content types.

In the view menu, which drops down by clicking the white triangle, you can refresh and customize the view. The view can be customized by choosing a filter or selecting the content to be shown. You can also link it to an open editor.